


# WACONIA

## ORBITAL MIXER



Are blend quality, floor-space requirements and dust-free operation top priorities in your mix/blend plant? If so, Waconia's direct-drive Orbital Mixer will be a perfect fit!

Constant front-to-back material flow and continuous blending during load/unload cycle produces exceptional blend quality.

▶ **Lifting paddles welded to the wall** of mixing drum feed material forward and drop it into a center-mounted, flow-thru screw trough. The screw reverses flow of material to the rear of drum and dumps it back onto the lifting paddles.



The Orbital's reputation for "prescription-quality" blends is well deserved. Equally impressive is how little floor space it requires — only 117 sq. feet for the 4-ton and 151 sq. feet for the 8-ton. Because it's so reliable — *and fast* — it's a smart investment whether you're mixing occasional batches of less than 1-ton or 8-ton batches all day long!



### Stainless Steel Inlet Hopper and Screw Trough:

- Mixer drum is supported by four industrial-duty cam rollers.
- Mixer drum has two, extra large, bolt-on access panels.

### Direct-Drive Mixer Drum and Screw: ▶

- Cast iron, parallel-shaft reducer on mixer drum.
- Cast iron shaft-mount reducer with taper-lock hubs on screw.
- Fast & easy motor-mount adjustment.
- Heavy-duty, steel tube frame.
- All cast iron TEFC motors.
- Heavy Duty Industrial Roller Chain (140-4 & 6 Ton, 160-8 Ton).

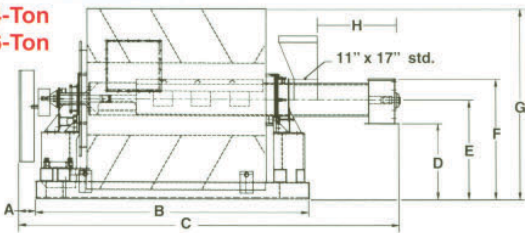


**Equipment You Can Depend On!**

# SPECIFICATIONS

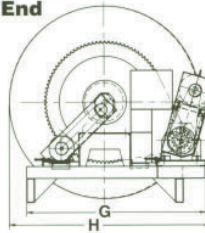
<b>Drum:</b>	1/4" thick mild steel drum, end plates and lifting paddles.
<b>Cam Rollers:</b>	Designed for extra-long service life, will support 20,500 lbs. each — 4 total (2 front, 2 back).
<b>Hopper:</b>	10-gauge, 304 stainless steel hopper and inlet/discharge tube.
<b>Frame:</b>	1/4" mild steel wall tubing.
<b>Screw:</b>	Heavy-duty mild steel. Your choice of 14" or 16" diameter.
<b>Gearbox:</b>	Industrial-grade, heavy-duty cast iron gearbox reducer.
<b>Motors:</b>	Cast iron, TEFC (Totally Enclosed, Fan Cooled). Reversing electrical starter required for auger drive.
<b>Horsepower:</b>	■ <b>4-Ton:</b> 15 hp drum—10 hp screw ■ <b>6-Ton:</b> 25 hp drum—15 hp 16" screw, 10 hp 14" screw ■ <b>8-Ton:</b> 30 hp drum—15 hp 14" or 16" screw.
<b>Impregnation:</b>	Stainless steel, 3/4" spray bar standard.
<b>Drum Access:</b>	Two, bolt-on access/inspection panels, one on each side.

**4-Ton  
6-Ton**

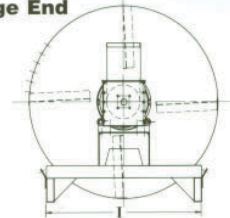


	A	B	C	D	E	F	G	H
4-Ton	8"	10'-8"	14'-10"	2'-12"	3'-11"	4'-9"	7'-5"	3'
6-Ton	9"	13'-4"	17'-10"	2'-11"	3'-11"	4'-10"	7'-5"	3'-3"

**Drive End**

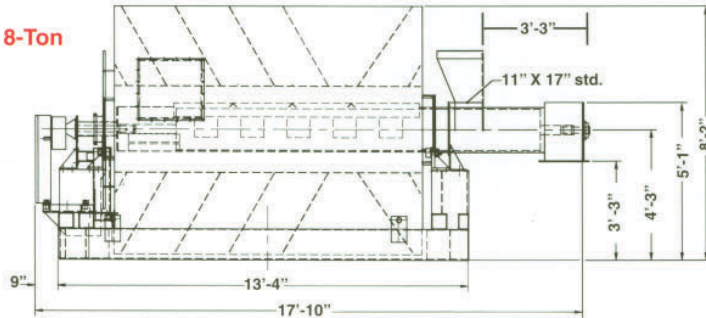


**Load/Discharge End**



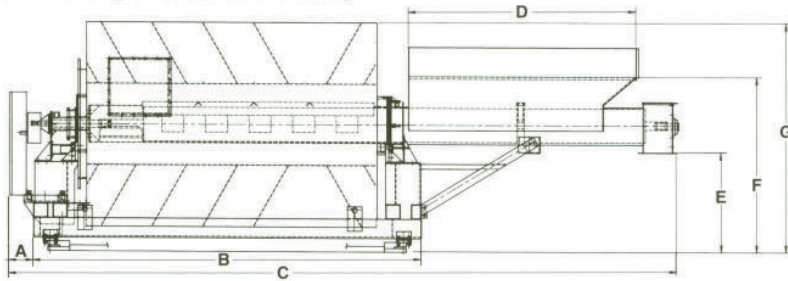
	G	H	I
4- & 6-Ton	7'-4"	7'-10"	5'-7"
8-Ton	7'-7"	8'-6"	6'-7"

**8-Ton**



◀ **Cam-roller design** will provide years of trouble-free service. An occasional shot of grease is all that's required.

**AccuBLEND** (self-contained with scale)



	A	B	C	D	E	F	G
6-Ton	10"	13'-8"	22'-11"	7'-10"	3'-5"	5'-12"	7'-10"
8-Ton	10"	13'-4"	22'-11"	7'-10"	3'-9"	6'-4"	8'-8"

▶ **Screw drive uses BX belts** with grooved pulleys for improved performance. (Belt guard removed for photography.)



▶ **AccuBlend mixers are identical to their Orbital counterparts** except they feature a 1-piece blender/ scale with 4 load cells. They provide the same "prescription quality" blends as the Orbital but with faster cycle times because weighing ingredients is an integral part of the system. Your choice of 6- or 8-ton mixer drum. Specifications the same as Orbital models.

Specifications subject to change without notice, based on 60 PCF material.

DISTRIBUTED BY:

# WACONIA

**Waconia Manufacturing**

33 East 8th Street, Waconia, MN (USA) 55387

(952) 442-4450 Fax: (952) 442-5923

[www.waconiamfg.com](http://www.waconiamfg.com)

Printed in U.S.A.